




Rotax Gearbox gearset removal Tool



Rotax 912 gearbox





Hydraulic press with Rotax tool in place

Rotax gearbox ready to be pressed







gearbox keeper ring in place, see split



Gear set pressed which releases split keeper





Removing first gear



Removing large gear.  
See dogs on bottom





Large retaining collar removed from shaft



See dogs on upper and lower gear set and how they mate up.






See how dogs ride up on each other to reduce shat shock



gearbox clutch






Bellville spring  
washers in bottom  
of gearbox.  
This controls  
friction torque

Removing all 3 bellville  
washers







Bolts on the bottom of the gearbox that hold main prop shaft bearing.



Prop shaft



